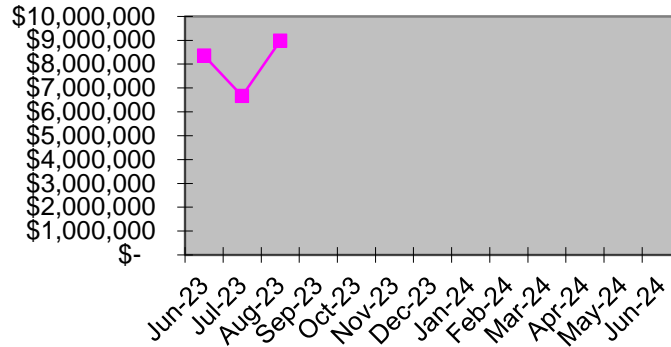


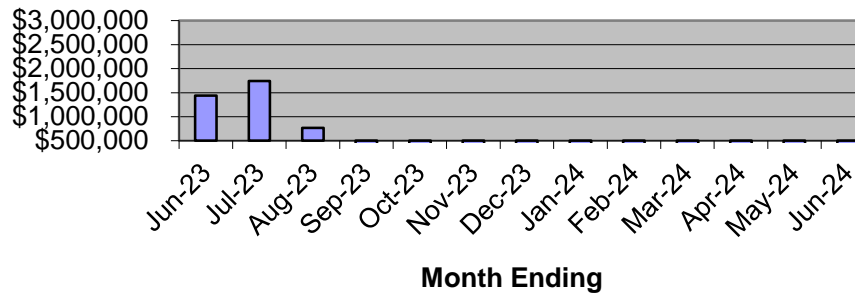
River Valley School District Board Financial Report August 23

Month End Cash Balance	
	Actual
Jun-23	\$ 8,361,721
Jul-23	\$ 6,665,748
Aug-23	\$ 8,981,699
Sep-23	
Oct-23	
Nov-23	
Dec-23	
Jan-24	
Feb-24	
Mar-24	
Apr-24	
May-24	
Jun-24	
Checks	
	\$ Amount
Jun-23	\$ 1,442,068
Jul-23	\$ 1,743,658
Aug-23	\$ 764,254
Sep-23	\$ -
Oct-23	\$ -
Nov-23	\$ -
Dec-23	\$ -
Jan-24	\$ -
Feb-24	\$ -
Mar-24	\$ -
Apr-24	\$ -
May-24	\$ -
Jun-24	\$ -
Revenues	
	\$ Amount
Jun-23	\$ 1,545,986
Jul-23	\$ 47,686
Aug-23	\$ 3,080,205
Sep-23	\$ -
Oct-23	\$ -
Nov-23	\$ -
Dec-23	\$ -
Jan-24	\$ -
Feb-24	\$ -
Mar-24	\$ -
Apr-24	\$ -
May-24	\$ -
Jun-24	\$ -

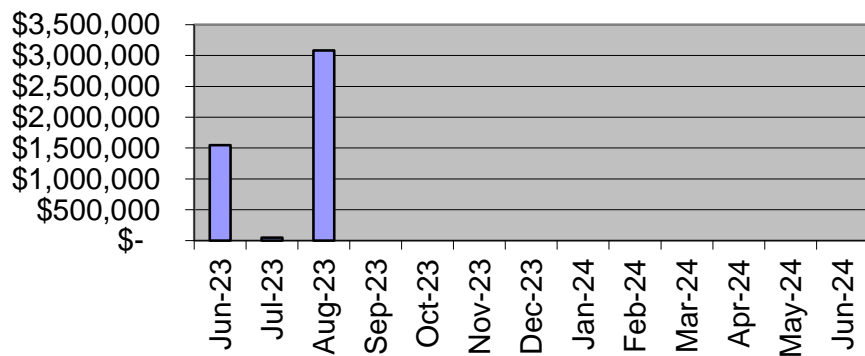
Actual Cash Balance



Check Disbursements



Revenues



August 2023

The Peoples Community Bank

Beginning Balance	\$ 2,006,644.73
ADD: Total Credits	\$ 3,080,205.00
LESS: Total Debits	\$ (764,253.54)
	\$ 4,322,596.19

Local Government Investment Pool

#1 (general account)	\$ 4,659,103.29
#2 (fund 49 - building fund)	\$ 648,165.78
#3 (fund 39 - debt service)	\$ -
#4 (Misc. Project)	\$ -
#5 (fund 46)	\$ 10,163.25
Subtotal	\$ 5,317,432.32

LESS: Short term loan

\$ -

Ending Balance

\$9,640,028.51